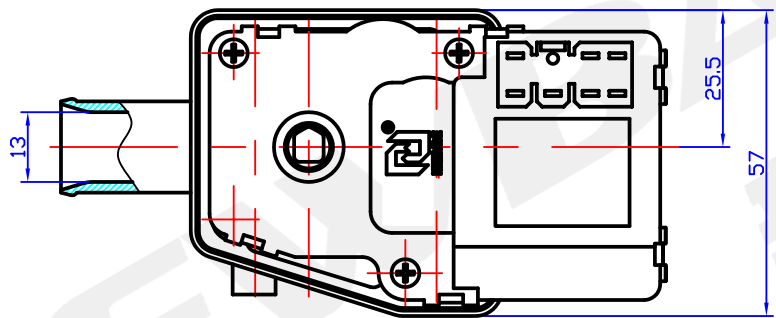
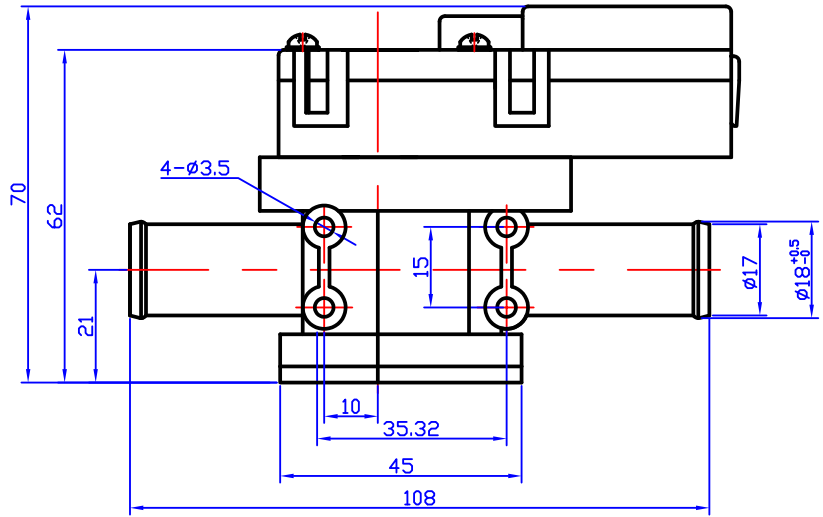
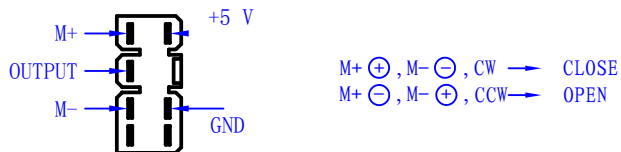


Technical data	
Power supply	DC12/DC24V
Medium	Cold/hot water
Flow characteristic	Linear
Rotate angle	90°(Adjustable)
Max. diameter	DN10
Installation	Horizontally upright
Medium temp.	-5~100°
Dimensions	112*57*22mm

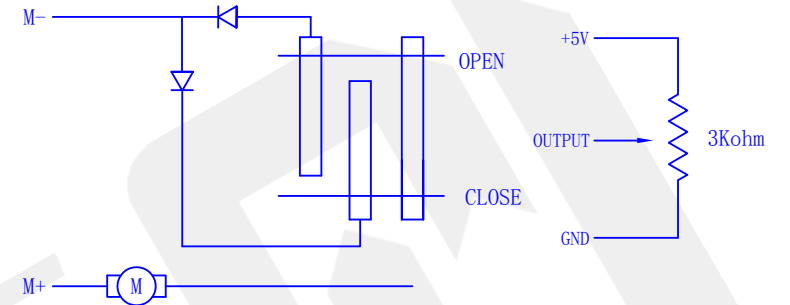


TERMINAL LAYOUT

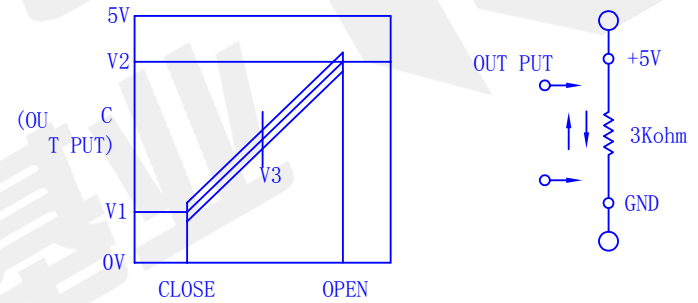


Connector Model; DJ7072-3-212

CIRCUIT DIAGRAM



PBR OUT SPECIALTY



- Start Volatage : DC 12 V
- Usage Volatage : DC 8 V ~ 16 V
- Operation time : About 4±1 S
- Operation current : 0.07 A
- Lock current : 0.25 A
- Usage temperature : -30°C ~ 80°C
- Storage temperature : -40°C ~ 85°C
- FLOW (RATIO) : above 900 L/h

NAME		heater tap		PART NO.	5-wire heater tap
DESIGNED				MATERIAL	
CHECKED					
APPROVED					
WEIGHT	SCALE	DATE	NEWBASE AUTO ELECTRONICS CO.,LTD		